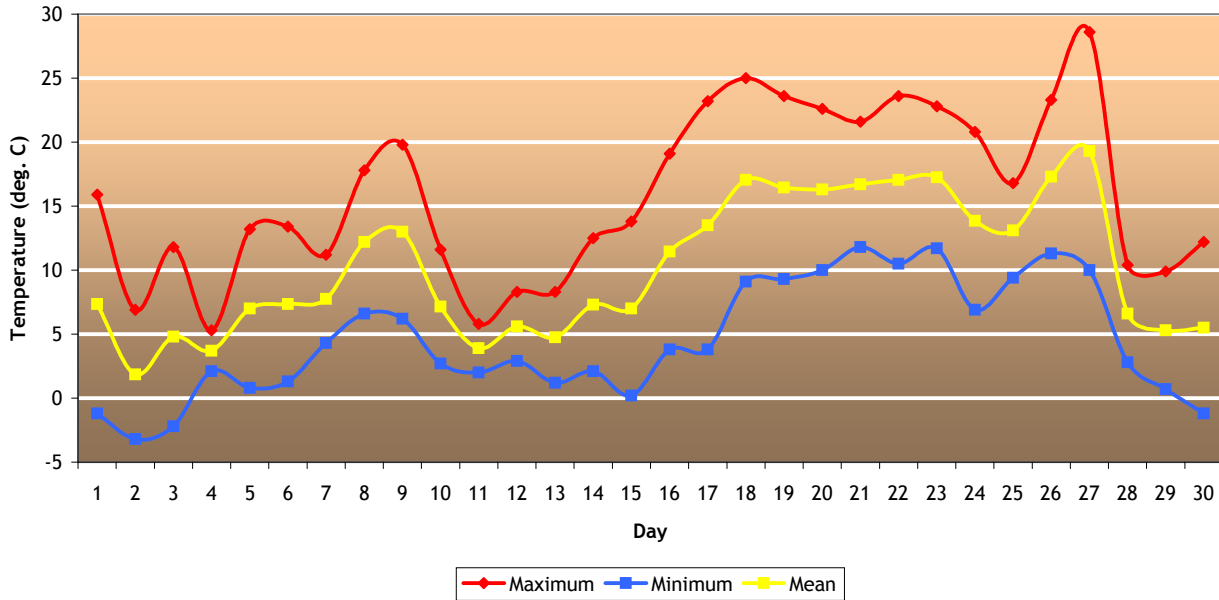
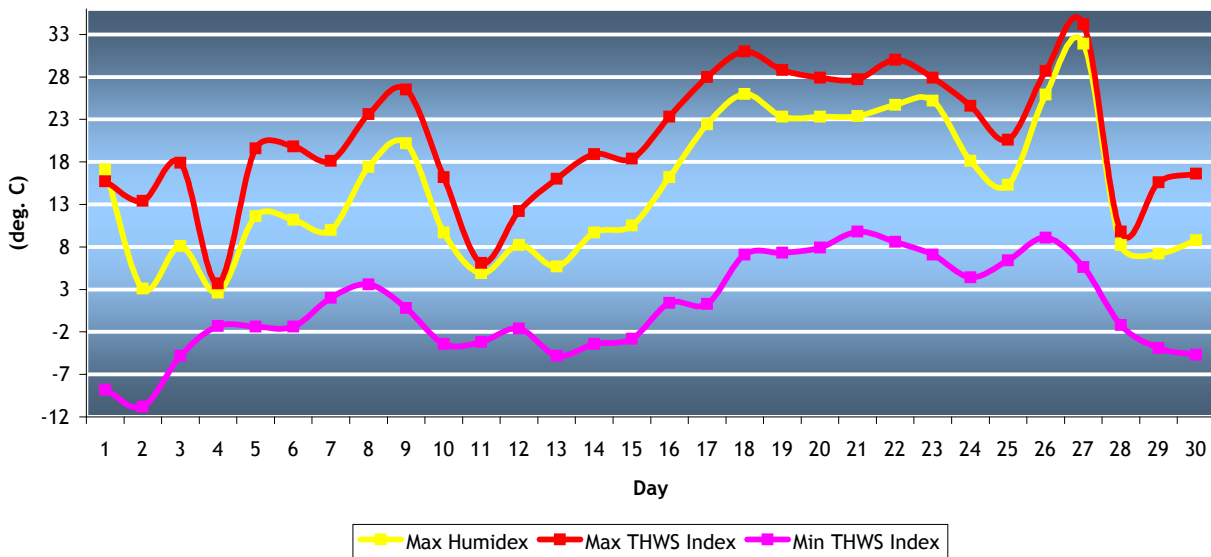


Toronto East York April Temperature 2008



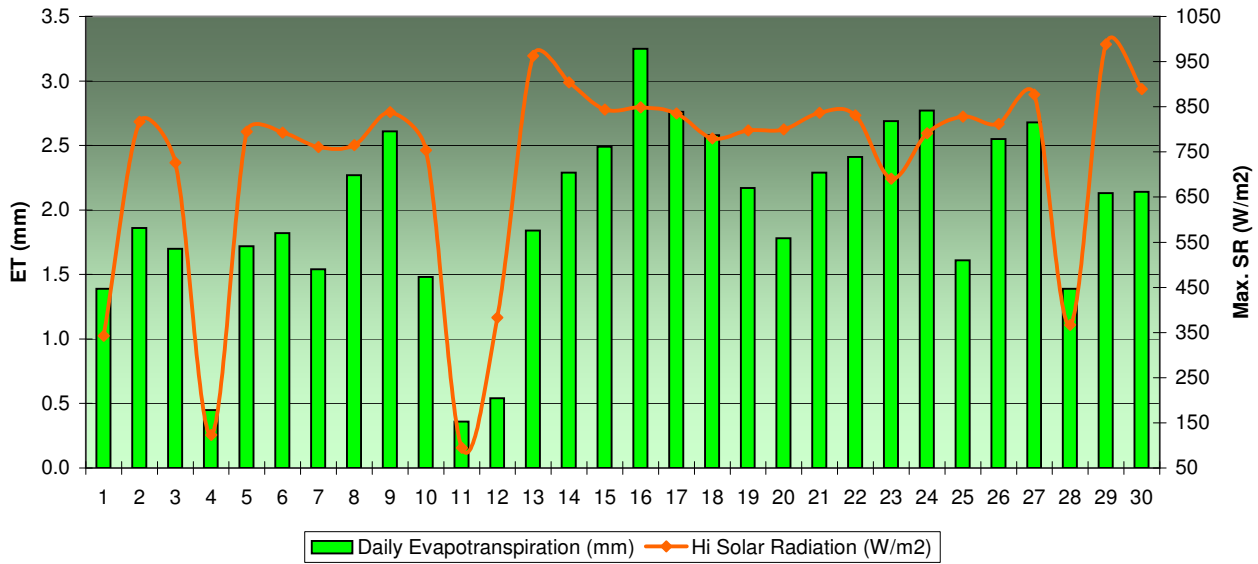
Mean Max	16.0 deg. C	Hottest Day (highest mean)	19.3 deg. C (27)
Mean Min	4.5 deg. C	Coollest Day (lowest mean)	1.9 deg. C (2)
Ave. Mean	10.2 deg. C	Greatest Temp. Range	19.4 deg. C (17)
Dept. from Norm	+2.6 deg. C	Least Temp. Range	3.2 deg. C (4)
Highest Max	28.6 deg. C (27)	HDD	261.3
Lowest Min	-3.2 deg. C (2)	CDD	12.4

Toronto East York Maximum Humidex & THSW Indices and Minimum Windchill April 2008



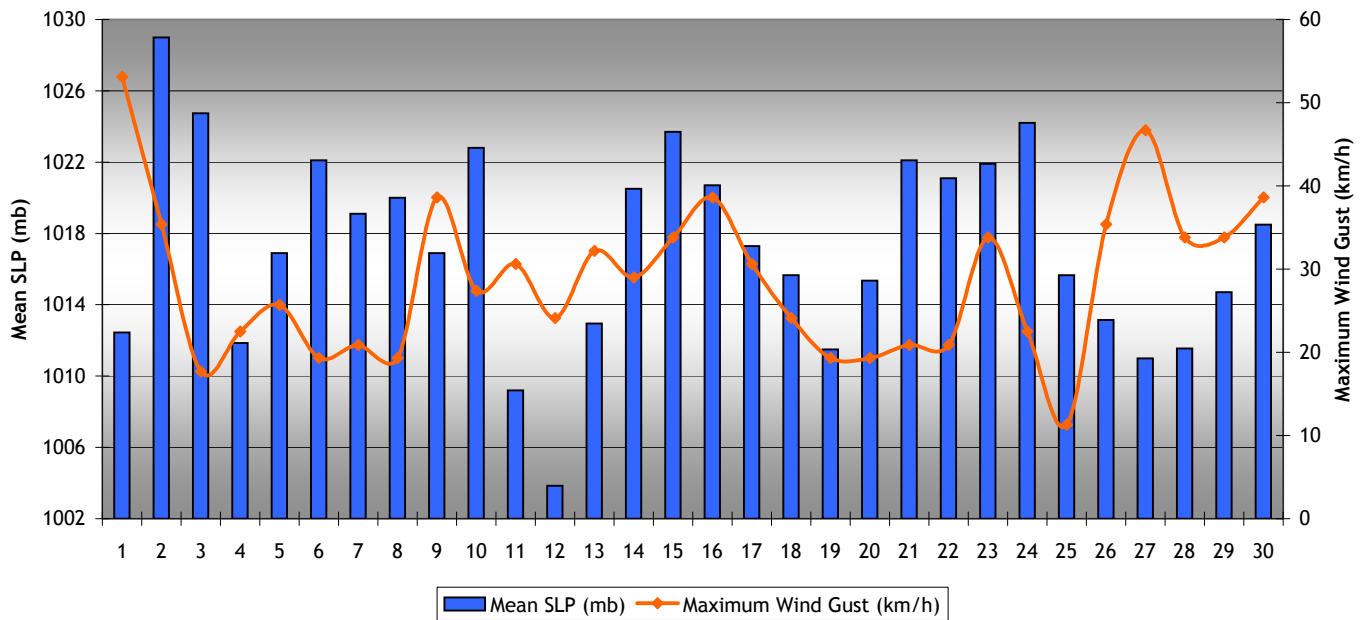
Highest Humidex Index	31.9 (27)
Highest THSW Index (combination of Temperature, Humidity, Sun and Wind)	34.2 (27)
Lowest THSW Index (combination of Temperature, Humidity, Sun and Wind)	-10.8 (2)
Most Humid Day (highest mean RH%)	89.5% (12)
Least Humid Day (lowest mean RH%)	40.0% (24)

Toronto East York Daily Evapotranspiration (mm) and Maximum Solar Radiation (W/m²) April 2008



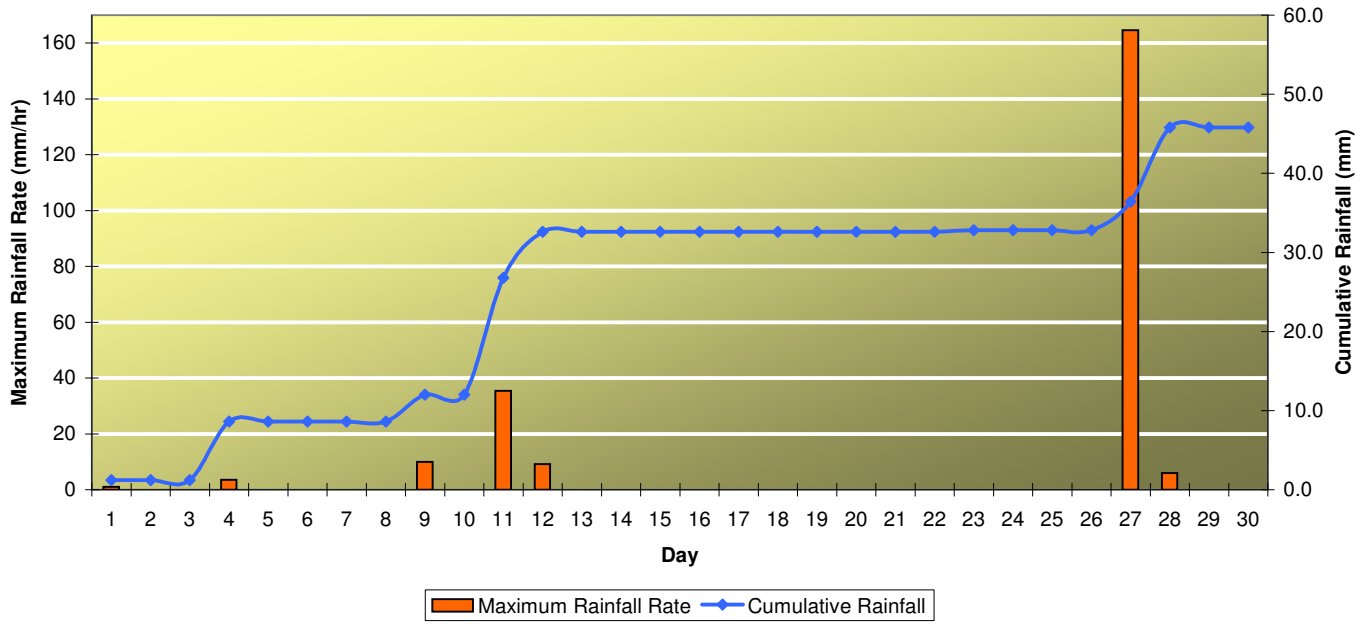
Total ET	59.6 mm	Highest Solar Radiation	988 W/m ² (29)
Greatest 24-hour ET	3.3 mm (16)	Highest Solar Energy	1.42 Langley
Total Bright Sunshine Hours	149.9 hours	Most Daily Sunshine Hour	9.1 hours (8)
		Least Daily Sunshine Hour	0.0 hours (4,11)

Toronto East York Mean SLP (mb) and Maximum Wind Gust (km/h) April 2008



Highest SLP	1033.3 mb (2)	Greatest SLP Range	24.5 mb (1)	Highest Wind Gust	53.1 km/h (1)
Lowest SLP	998.6 mb (11)	Least SLP Range	2.4 mb (30)	Predominant Wind Direction	NNW

Toronto East York Rainfall April 2008



Total Monthly Rainfall	45.8 mm
Highest 24-hour Rainfall	14.8 mm (11)
Highest Rainfall Rate	164.6 mm/hr (27)